



Money

Skill 1- 21I



Compare Coin Amounts

Directions: Add each group of coins and write the amount under the coins. Then circle which amount is greater. If the amounts are equal, circle both amounts.



1.

 <p style="text-align: right; margin-right: 50px;">¢</p> <p>_____</p>	 <p style="text-align: right; margin-right: 50px;">¢</p> <p>_____</p>
--	---



2.

 <p style="text-align: right; margin-right: 50px;">¢</p> <p>_____</p>	 <p style="text-align: right; margin-right: 50px;">¢</p> <p>_____</p>
--	---

3.

 <p style="text-align: right; margin-right: 50px;">¢</p> <p>_____</p>	 <p style="text-align: right; margin-right: 50px;">¢</p> <p>_____</p>
---	---

4.

 <p style="text-align: right; margin-right: 50px;">¢</p> <p>_____</p>	 <p style="text-align: right; margin-right: 50px;">¢</p> <p>_____</p>
---	---



Money

Skill 1- 21I

Compare Coin Amounts

Directions: Add each group of coins and write the amount under the coins. Then circle which amount is greater. If the amounts are equal, circle both amounts.



5.

 <p style="text-align: center; margin-top: 20px;">_____ ¢</p>	 <p style="text-align: center; margin-top: 20px;">_____ ¢</p>
---	---



6.

 <p style="text-align: center; margin-top: 20px;">_____ ¢</p>	 <p style="text-align: center; margin-top: 20px;">_____ ¢</p>
--	---

7.

 <p style="text-align: center; margin-top: 20px;">_____ ¢</p>	 <p style="text-align: center; margin-top: 20px;">_____ ¢</p>
--	---

8.

 <p style="text-align: center; margin-top: 20px;">_____ ¢</p>	 <p style="text-align: center; margin-top: 20px;">_____ ¢</p>
---	---

Money



Skill 1- 21I

Compare Coin Amounts



Directions: Add each group of coins and write the amount under the coins.

Then circle which amount is greater. If the amounts are equal, circle both amounts.



9.

 <p style="text-align: center; margin-top: 20px;">_____ ¢</p>	 <p style="text-align: center; margin-top: 20px;">_____ ¢</p>
---	---

10.

 <p style="text-align: center; margin-top: 20px;">_____ ¢</p>	 <p style="text-align: center; margin-top: 20px;">_____ ¢</p>
---	---

11.

 <p style="text-align: center; margin-top: 20px;">_____ ¢</p>	 <p style="text-align: center; margin-top: 20px;">_____ ¢</p>
--	---

12.



 <p style="text-align: center; margin-top: 20px;">_____ ¢</p>	 <p style="text-align: center; margin-top: 20px;">_____ ¢</p>
---	---

Money
Skill 1- 21I





Compare Coin Amounts

Directions: Add each group of coins and write the amount under the coins. Then circle which amount is greater. If the amounts are equal, circle both amounts.





13.

 <p style="text-align: center; margin-top: 20px;">_____ ¢</p>	 <p style="text-align: center; margin-top: 20px;">_____ ¢</p>
--	---

14.

	
	
<p style="text-align: center; margin-top: 20px;">_____ ¢</p>	<p style="text-align: center; margin-top: 20px;">_____ ¢</p>

15.

	
	
<p style="text-align: center; margin-top: 20px;">_____ ¢</p>	<p style="text-align: center; margin-top: 20px;">_____ ¢</p>

Answer Key
Skill 1- 21I

Pg 1

1. 26¢, 30¢ 2. 30¢, 35¢ 3. 31¢, 35¢ 4. 22¢, 25¢

Pg 2

5. 40¢, 30¢ 6. 25¢, 35¢ 7. 50¢, 40¢ 8. 22¢, 25¢

Pg 3

9. 35¢, 25¢ 10. 27¢, 31¢ 11. 35¢, 31¢ 12. 40¢, 20¢

Pg 4

13. 30¢, 40¢ 14. 70¢, 70¢ 15. 90¢, 80¢